








# Water Loss Culprits

## Toilets

**Are the number one cause of indoor water loss.** A stuck/open flapper can be caused by a bound up chain connecting the toilet flush handle or the flush handle getting stuck in the down position, resulting in a potential water loss of 200 gallons per hour.

If the float is set too high, water will run down the overflow tube in the toilet tank. A tube that is 1/4 inch in diameter wastes 7,200 to 8,640 gallons per day.

**To test your toilet for loss,** let your toilet tank fill up before you go to bed, then turn off the water supply to your tank. When you wake up in the morning and turn back on supply to your tank, the water should not be running. You can also test your toilet for loss by placing 5—6 drops of food coloring in the tank and wait about 10 minutes without flushing, then check the toilet bowl. If the dye color shows in the bowl, you may have water loss.

| LEAK SIZE or DRIP          | LEAK SIZE or DRIP                                                                     | Amount Loss Per DAY (Gallons) | Amount Loss Per MONTH (Gallons) | Amount Loss Per YEAR (Gallons) |
|----------------------------|---------------------------------------------------------------------------------------|-------------------------------|---------------------------------|--------------------------------|
| 1 (One) Drop per second    |    | 4.5                           | 139.5                           | 1,642.5                        |
| 2 (Two) Drops per second   |    | 9                             | 279                             | 3,285                          |
| 3 (Three) Drops per second |    | 18                            | 558                             | 6,570                          |
| 1/16 Inch or 1.6mm         |  | 822                           | 25,002.5                        | 300,030                        |
| 1/8 Inch or 3.2mm          |  | 2,850                         | 86,687.5                        | 1,040,250                      |
| 1/4 Inch or 6.5 mm         |  | 11,400                        | 346,750                         | 4,161,000                      |
| 1/2 Inch or 13mm           |  | 45,600                        | 1,387,000                       | 16,644,000                     |